

# Cartuchos

## Cartridges

### Cartuchos cortos

#### Half cartridges



### Características

Los cartuchos cortos están disponibles en acetal, latón y acero inoxidable.

Se adaptan al tamaño y forma de su aplicación.

Además, son más efectivos económicamente que los rácores.

Fácil instalación. Se precisa menos tiempo para su montaje.

Sellado más completo gracias a dos juntas (ver dimensiones del orificio).

Para 2 O-rings, añadir 2 al final de la referencia y tener en cuenta el plano de cavidades.

Disponibles también con junta de EPDM.

Cantidad mínima.

### Features

Half Cartridges are available in Acetal, Brass and Stainless Steel. They provide to simplify your application's size and shapes. In addition, they give you more cost effectiveness comparing to Fittings.

Easy installation, Shorten time to assemble.

Two O-rings make more completed sealing (Refer to Cavity Dimension).

Available also with EPDM O-ring.

Minimum order quantity.

# Cartuchos

## Cartridges

### Pulgadas

#### Inch size

#### Cartucho en acetel

##### Acetal cartridge



Código Code	Ref. Part No.	Tubo Tube	Ud/Caja Qty/Box
951605	ACU 01	5/32	2000
951606	ACU 03	3/16	2000
951600	ACP 04	1/4	1000
951601	ACP 05	5/16	1000
951607	ACP 06	3/8	700
951608	ACP 07	1/2	500

#### Cartucho en latón

##### Brass cartridge



Código Code	Ref. Part No.	Tubo Tube	Ud/Caja Qty/Box
951614	BC 01	5/32	2000
951615	BC 03	3/16	2000
951616	BC 04	1/4	1000
951617	BC 05	5/16	1000
951603	BC 06	3/8	700
951618	BC 07	1/2	500

#### Cartucho en acero inoxidable

##### Stainless steel cartridge



Código Code	Ref. Part No.	Tubo Tube	Ud/Caja Qty/Box
951627	SC 01	5/32	2000
951628	SC 03	3/16	2000
951629	SC 04	1/4	1000
951630	SC 05	5/16	1000
951631	SC 06	3/8	700
951632	SC 07	1/2	500

### Métrico

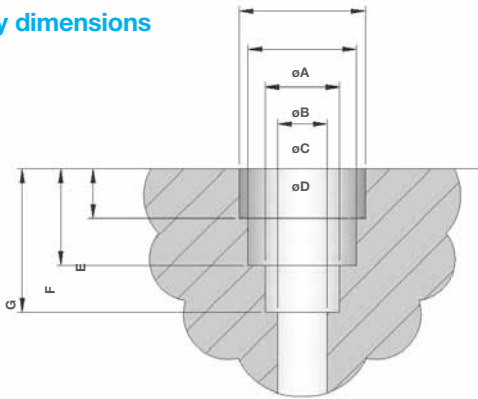
#### Metric size

Código Code	Ref. Part No.	Tubo mm Tube mm	Ud/Caja Qty/Box
951609	ACU 04M	4	2000
951610	ACU 05M	5	2000
951611	ACP 06M	6	1000
951612	ACP 08M	8	1000
951602	ACP 10M	10	700
951613	ACP 12M	12	500

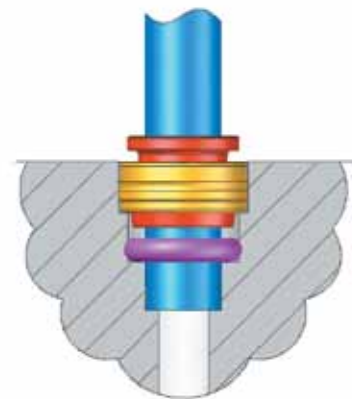
Código Code	Ref. Part No.	Tubo mm Tube mm	Ud/Caja Qty/Box
951619	BC 04M	4	2000
951620	BC 05M	5	1000
951621	BC 06M	6	1000
951622	BC 08M	8	1000
951623	BC 10M	10	700
951624	BC 12M	12	500
951625	BC 15M	15	500
951626	BC 22M	22	300

Código Code	Ref. Part No.	Tubo mm Tube mm	Ud/Caja Qty/Box
951633	SC 04M	4	2000
951634	SC 05M	5	1000
951635	SC 06M	6	1000
951636	SC 08M	8	1000
951637	SC 10M	10	700
951638	SC 12M	12	500
951639	SC 15M	15	500
951640	SC 22M	22	300

**Cotas del asiento**  
**Cavity dimensions**



**Sistema montado**  
**Completed**



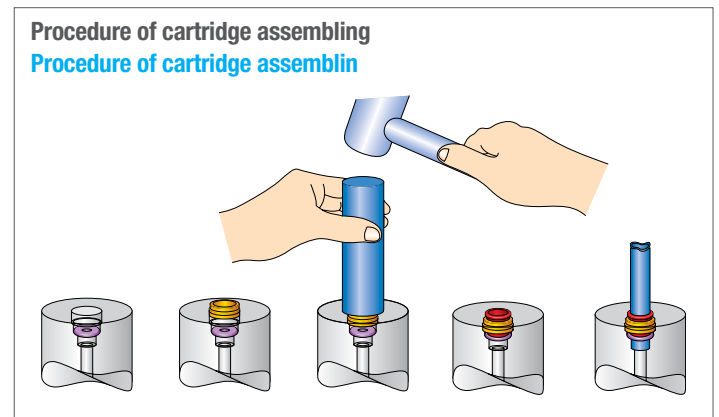
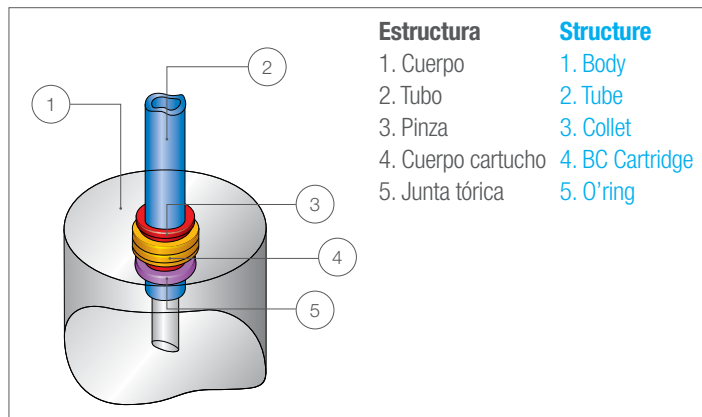
**Pulgadas**  
**Inch sizes**

Pulgadas Size Inch	øA±0.002"	øB±0.002"	øC±0.002"	øD±0.002"	øE±0.01"/-0	øF1±0.006"	øF2±0.006"	øG1±0.006"	øG2±0.006"
5/32	0.490	0.317	0.161	0.098	0.181	0.370	0.462	0.502	0.594
3/16	0.470	0.344	0.197	0.126	0.181	0.370	0.462	0.502	0.594
1/4	0.530	0.421	0.254	0.169	0.181	0.373	0.477	0.545	0.653
5/16	0.542	0.465	0.323	0.217	0.213	0.413	0.508	0.615	0.709
3/8	0.630	0.563	0.378	0.250	0.268	0.472	0.574	0.719	0.822
1/2	0.775	0.661	0.508	0.374	0.303	0.525	0.629	0.827	0.945

**Métrico**  
**Metric size**

Métrico mm Size mm	øA±0.05	øB±0.05	øC±0.05	øD±0.05	øE±0.25/-0	øF1±0.15	øF2±0.15	øG1±0.15	øG2±0.15
4	12.44	8.05	4.10	2.50	4.59	9.39	11.73	12.75	15.08
5	11.93	8.73	5.10	3.50	4.59	9.39	11.73	12.75	15.08
6	13.46	10.69	6.10	4.00	4.59	9.47	12.22	13.84	16.59
8	13.76	11.81	8.10	6.00	5.41	10.50	12.90	15.63	18.00
10	16.00	14.30	10.10	7.00	6.80	11.98	14.28	18.27	20.87
12	19.68	16.78	12.10	9.00	7.69	13.33	16.27	21.00	24.00
15	22.90	20.20	15.20	12.00	9.00	17.20	20.00	26.30	26.30
22	31.10	27.60	22.20	19.20	10.90	21.10	24.30	31.30	31.30

Cartucho coto con doble junta: Columnas F2 y G2. **Double O-ring half cartridge: Columns F2 and G2.**



**Precaución.** Golpee suavemente, mediante una herramienta vertical especial, para insertar el cartucho en el orificio. (Utilice una herramienta con base plana si no dispone de una herramienta especial para insertar el cartucho). Compruebe que ha insertado el cartucho correctamente tirando suavemente del tubo insertado.

**Caution.** Tap softly with special tool standing for inserting cartridge into the Cavity. (Use the tool with flat base if you don't have special tool for inserting cartridge). Please check up the breakaway a cartridge from the Cavity with pulling gently the tube inserted.